

KITCHEN



Casual Elegance! A blend of hardwood mouldings and ornaments captures a sense of personal elegance in this kitchen. Acanthus leaf corbels add form and function as they grace an island counter top, moulding accents cabinet doors and a swag ornament completes this stylish decor.

- Corbel.....
CA-1 CORBEL
- Embossed Trim Moulding.....
668 WHITE HARDWOOD
- Ornament.....
13801 SWAG
- Baseboard.....
763 WHITE HARDWOOD

DECORATIVE MOULDING IDEA BOOK



Make an impression! Using trim to give the illusion of panels, this formal library, den or great room is elegant, open and airy. The dentil motif on the cornice and the fluted pilaster provides a classic touch.

BEDROOM



The warmth of wood! This bedroom features a large faux cornice and a baseboard with rope motifs. The heritage mantel and reeded door and window casings complete the look.

- Cornice.....
1631 - WHITE HARDWOOD
- Chair Rail.....
1629 - WHITE HARDWOOD
- Casing.....
819D - WHITE HARDWOOD
- Panel.....
OML43 - WHITE HARDWOOD
- Baseboard.....
1630 - WHITE HARDWOOD
- Firelight Mantel Kit.....
HERITAGE SHELF MANTEL

GUEST ROOM

Tell your guests they're special! A few touches of tasteful moulding in the guest room convey a warm welcome to your overnight visitors – and show your creative flair at the same time!

- Chair Rail.....
785 WHITE HARDWOOD
- Casing.....
738 WHITE HARDWOOD
738 ORNAFLEX (RADIUSED)
- Baseboard.....
763 WHITE HARDWOOD




DECORATE WITH CONFIDENCE!



Available From:

FAMILY ROOM



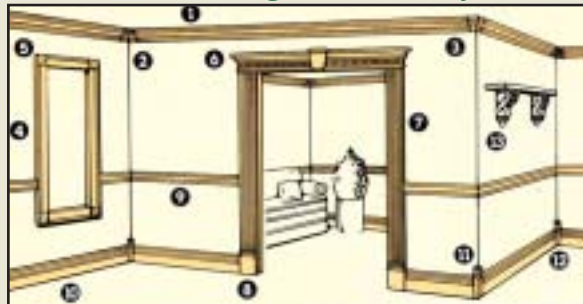
Perfect for family and friends! Stained hardwood trim adds a rich yet comfortable appearance to gathering areas like the family room. The traditional warmth of solid oak decorative trim blends comfortably with the technology of today's entertainment center.

- Cornice
712 OAK
- Chair Rail
710 OAK
- Casing
750 OAK
- Corner Block
E736C OAK
- Baseboard
765 OAK



Victorian Stair Brackets
CA-50
•Left or Right
•WHW or Oak *Left Bracket Shown

Moulding Dictionary



- | | |
|-------------------------------------|------------------------|
| 1 Cornice Moulding | 7 Pilasters |
| 2 Cornice Inside Corner | 8 Plinth Blocks |
| 3 Cornice Outside Corner | 9 Chair Rail Moulding |
| 4 Casing Moulding | 10 Baseboard Moulding |
| 5 Corner Block | 11 Base Outside Corner |
| 6 Door Pediment with Keystone Block | 12 Base Inside Corner |
| | 13 Corbels |

FOYER



Make an entrance! Make the entry to living or dining areas truly grand with a classic keystone block door pediment and an elegant fluted casing finished at the floor with plinth blocks. The dentil moulding motif established by the double chair rail mouldings is echoed by the cornice and chair rail moulding used as a wallpaper border in the living room.

- | | |
|--|----------------------------------|
| Cornice
707 OAK | Plinth Block
E743PB OAK |
| Door Pediment/
Keystone Block
PED-02 OAK | Chair Rail
710 OAK |
| Pilaster
807 OAK | Baseboard
765 OAK |


DECORATIVE WOOD TRIM

Profiles

Appointments

DINING ROOM

Embossed Mouldings




Colonial Mouldings



Picture Frames



Rope




Dentils



*Available in oak and white hardwood

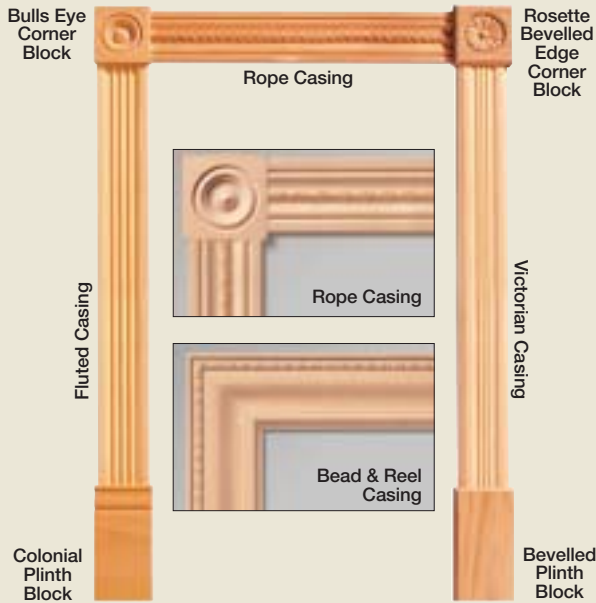
Ornaments



Dine in tonight! Stained embossed mouldings and a fluted door casing will lend your dining room elegance and warmth. Be creative with decorative ornaments and heavily carved corbels. Your room will shine with class and comfort.

- Ornaments.....
- 3364 WHITE HARDWOOD
- 3440 WHITE HARDWOOD
- Corbel.....
- 687 WHITE HARDWOOD
- Casing.....
- 819D WHITE HARDWOOD
- Corner Block.....
- E886C WHITE HARDWOOD
- Plinth Block.....
- E888PB WHITE HARDWOOD
- Baseboard.....
- 1035 WHITE HARDWOOD
- Decorative Trim.....
- 4002 WHITE HARDWOOD
- 40 WHITE HARDWOOD
- Corbel.....
- CA-8 CORBEL
- Universal Cornice Connectors.....
- 1899/S WHITE HARDWOOD
- 1899/MID WHITE HARDWOOD

Door Casings



Pediments & Pilasters

The Georgian pediment (*below*) adds a traditional touch. Enhance the look by adding inserts (Greek Key, Dentil, or Fishtail) to match your decor. The keystone makes adjusting pediment width easy.

Style	Single	Double
Georgian	Ped-01SGL	Ped-01DBL
Dentil	Ped-02SGL	Ped-02DBL
Fish Tail	Ped-03SGL	Ped-03DBL
Greek Key	Ped-04SGL	Ped-04DBL


(Max. opening: SGL. 3', DBL. 6')
Available in *White Hardwood or Oak
Inserts are pre-affixed

Greek Key Insert
5388

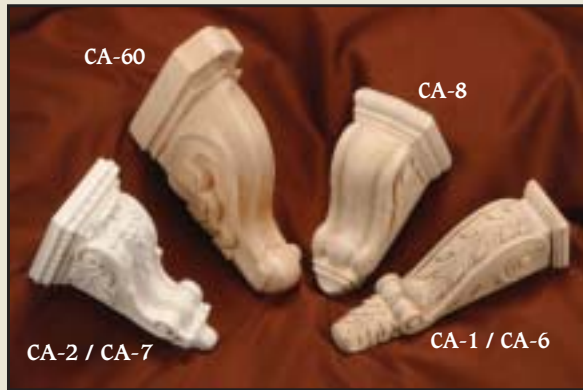
Dentil Insert
5377

Fishtail Insert
13530

ELEMENTS™



Corbels



Corbels
CA-1 / CA-1P*
Acanthus Leaf
 3³/₄" x 3³/₈" x 12¹/₁₆"

CA-2 / CA-2P*
Grape
 5¹/₂" x 5¹/₁₆" x 10¹/₂"

CA-6 / CA-6P*
Small Acanthus Leaf
 2³/₈" x 2³/₈" x 8¹/₂"

CA-7 / CA-7P*
Small Grape
 3¹/₈" x 3³/₁₆" x 6¹/₂"

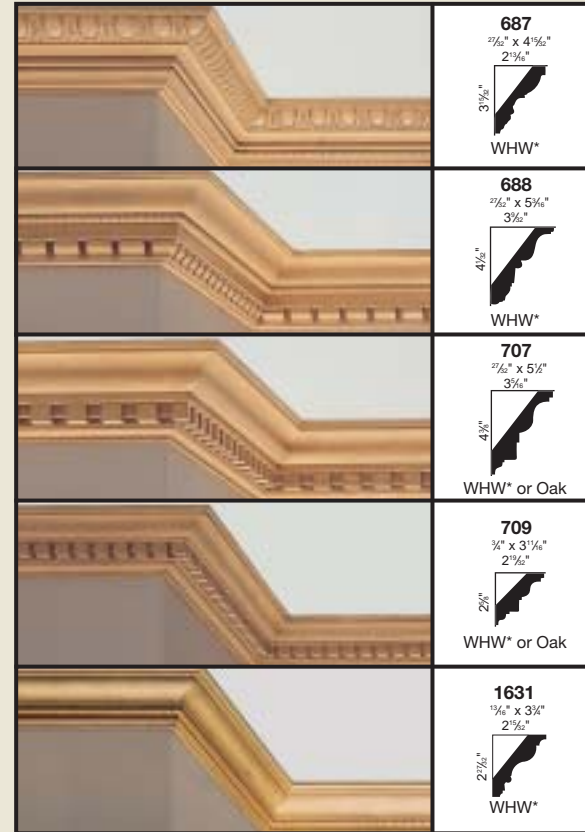
CA-8
Classic
 5¹/₂" x 4³/₈" x 9¹/₁₆"

CA-60
Metamorphosis Bar Corbel
 9" x 3¹/₂" x 12"

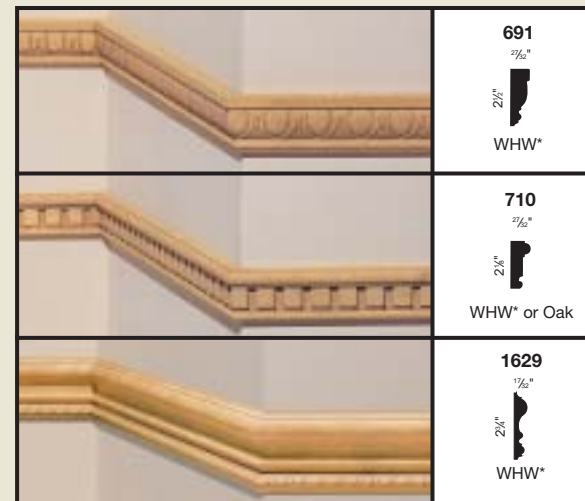
*P = Polyester Resin/Plaster Finish
 *Dimensions for resin may vary
 Rich-looking corbels act as structural or decorative brackets for shelves and mantels.

A SELECTION OF ORNAMENTAL® MOULDINGS FOR YOUR HOME

Cornices

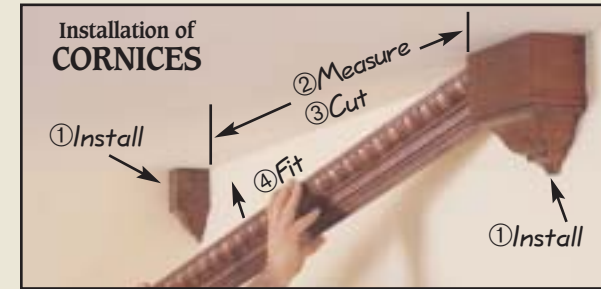


Chair Rails



*White Hardwood

Easitrim® Miterless Installation



Easitrim®: What you need to do.

- Install** the Easitrim® corners with finishing nails and glue. Pre-drill all corners before nailing.
- Measure** the inside length between two corner pieces. Mark this distance on the moulding and using a square, draw a line from top to bottom.
- Cut** the moulding at 90°. Sand ends lightly.
- Fit** the moulding between the corners, securing with finishing nails. Countersink the nail heads using a nail set and fill the holes using wood filler.
- Finish** with paint, stain or varnish.*

*N.B. When painting we recommend a latex primer and one or more coats of alkyd or latex paint. For stain, always start with a filler/sealer to ensure that the stain is uniformly absorbed. When using paints, stains, varnishes and sealers follow the manufacturers instructions. Finish before installation.



Baseboards

