



- **EXPRESS Delivery in Two Weeks or Less**
- **Hundreds of High End Millwork Items**



**Vineyards**  
IM-CA81  
4 1/2" d x 5 1/2" w x 28" h



**Interlacings**  
IM-CA82  
4 1/2" d x 5 1/2" w x 28" h



**Traditions**  
IM-CA84  
4 1/2" d x 5 1/2" w x 28" h

These bold carvings are guaranteed to stop you right in your tracks! Each of the five motifs exemplifies a specific time and place in the journey to your unique destination. Feel free to disembark and explore the corresponding collections.



**Metamorphosis**  
IM-CA83  
4 1/2" d x 5 1/2" w x 28" h



**Mission**  
IM-CA80  
4 1/2" d x 5 1/2" w x 28" h



**Vineyards**

**Corbels**  
IM-CA56 3 1/2" d x 3 1/2" w x 13" h  
IM-CA57 4" d x 6" w x 9" h  
IM-CA58 2 3/4" d x 3" w x 6" h  
IM-CA63\* 9" d x 3 1/2" w x 12" h

**Ornaments**  
IM-3024 5/8" d x 20" w x 5" h  
IM-3026 5/8" d x 3 3/16" w x 3 5/8" h  
IM-3025 5/8" d x 2 5/16" w x 3 1/2" h

**Moulding**  
IM-7010-8 3/8" d x 2" w x 8" l




**Traditions**

**Corbels**  
IM-CA37 3 1/2" d x 3 1/2" w x 13" h  
IM-CA38 4" d x 6" w x 9" h  
IM-CA39 3" d x 3" w x 6" h  
IM-CA61\* 9" d x 3 1/2" w x 12" h

**Ornaments**  
IM-3009 3/4" d x 20" w x 5 7/8" h  
IM-3010 5/8" d x 5" w x 5" h  
IM-3011 7/16" d x 2 7/8" w x 2 7/8" h

**Moulding**  
IM-7003-8 3/4" d x 2" w x 8" l



**Interlacings**


**Corbels**  
IM-CA28 3 1/2" d x 3 1/2" w x 13" h  
IM-CA30 4" d x 6" w x 9" h  
IM-CA29 2 11/16" d x 3" w x 6" h  
IM-CA59\* 9" d x 3 1/2" w x 12" h

**Ornaments**  
IM-3000 1" d x 20" w x 5 5/8" h  
IM-3002 3/4" d x 5" w x 5" h  
IM-3001 1/2" d x 2 7/8" w x 2 7/8" h

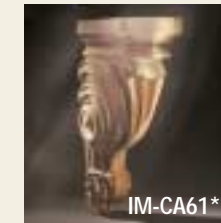
**Moulding**  
IM-7000-8 3/4" d x 2" w x 8" l

Carved Collections and 28" Corbels are available in Maple, Cherry and Resin. Mission also available in White Oak.

### Bar Corbels



IM-CA60\*



IM-CA61\*



IM-CA63\*



IM-CA59\*



**Metamorphosis**

**Corbels**  
IM-CA33 3 1/4" d x 3 1/2" w x 13" h  
IM-CA32 4" d x 6" w x 9" h  
IM-CA31 2 11/16" d x 3" w x 6" h  
IM-CA60\* 9" d x 3 1/2" w x 12" h

**Ornaments**  
IM-3003 1 1/2" d x 20" w x 5 3/4" h  
IM-3004 1" d x 5" w x 4 1/2" h  
IM-3005 5/8" d x 3 3/16" w x 2 7/8" h

**Moulding**  
IM-7001-8 1" d x 2" w x 8" l



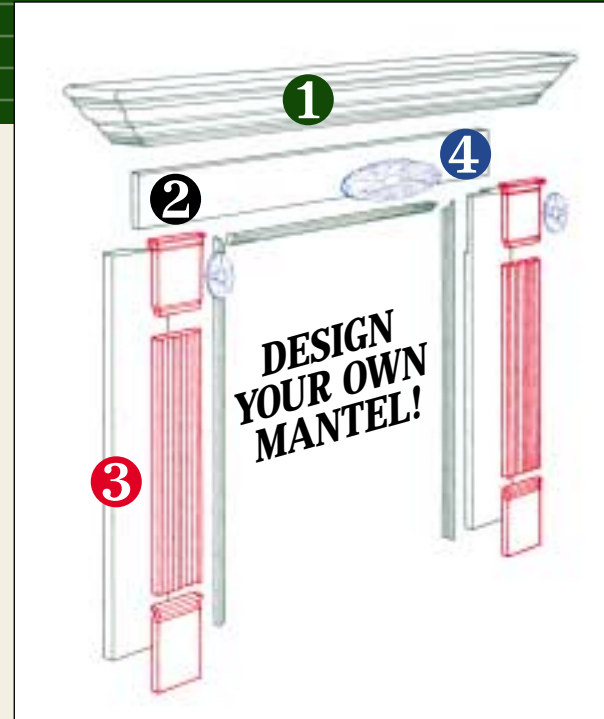
**Mission**

**Corbels**  
IM-CA67 3 1/2" d x 3 1/2" w x 13" h  
IM-CA68 4" d x 6" w x 9" h  
IM-CA69 2 3/4" d x 3" w x 6" h  
IM-CA66 9" d x 3 1/2" w x 12" h

**Ornaments**  
IM-3029 7/8" d x 20" w x 5" h  
IM-3028 7/8" d x 5 1/2" w x 5 1/2" h  
IM-3027 7/8" d x 2 7/8" w x 2 7/8" h

**Bar Corbel**

## Heritage



### 1 Select a 6' Shelf Mantel



Dentil\*



Heritage\*



Renaissance




Federal


### 2 Select a Basic Surround\*



### 3 Select a Pilaster Kit

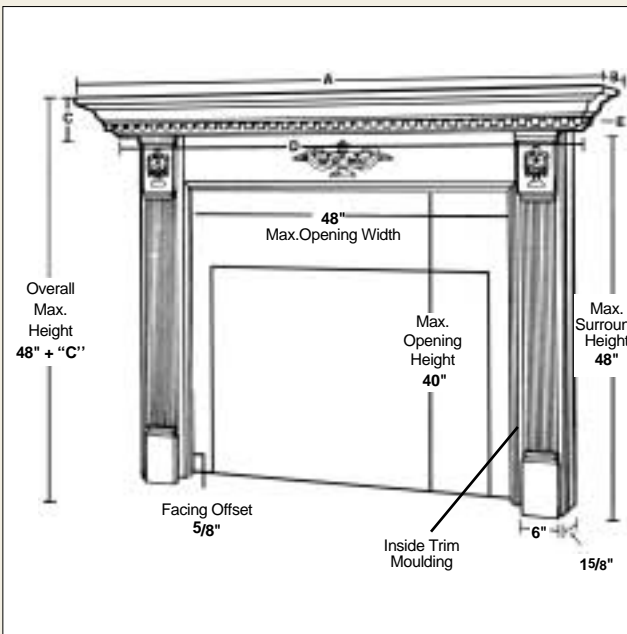


### 4 Select Ornaments



All items available in White Hardwood, noted items(\*) also available in Oak.

## Mantel Dimensions



- For firebox openings up to 36" wide, with 6" of facing material, a 6' mantel shelf and 48" surround are recommended.
- For firebox sizes from 38" to 42" wide, with 6" of facing material, a 6'6" mantel shelf and 54" surround are recommended.

MANTEL MODEL	A= LENGTH	B= TOP DEPTH	C= HEIGHT	D= BOTTOM LENGTH	E= BOTTOM DEPTH
6' Heritage	72"			64"	
6'6" Heritage	78"	7 1/16"	4 1/16"	70"	4"
6' Dentil	72"			63"	
6'6" Dentil	78"	8 3/4"	5 1/8"	69"	4 3/4"
6' Federal	72"			66"	
6' Renaissance	72"			66"	

MODEL		
48" Surround	Max. opening size of 48" wide x 40" high	Breast plate, 2 sides and trim moulding
54" Surround	Max. opening size of 54" wide x 40" high	Breast plate, 2 sides and trim moulding
Classic Pilaster	Max. size of 5 1/4" wide x 48" high	2 pilasters, 2 mantel and plinth blocks
Federal Pilaster	Max. size of 4 1/2" wide x 48" high	2 pilasters, 2 mantel and plinth blocks

Check your state (or provincial) and local building codes prior to installation.  
All specifications subject to change without notice.



Heritage



Dentil



Heritage shelf with Corbels

Heritage and Dentil shelves are available in 2', 3', 4', 5', 7', 7'6" and 8' lengths in WHW and Oak.


## Renaissance



## Dentil




**Fluted Turning**



**Maple Components**

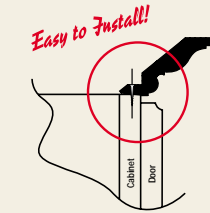
<b>A</b> 1/2 Round Turnings			<b>B</b> Mantel Corbel 7" Turned Block	
Colonial	Fluted	Rope		
			IM-CA34 2 7/16" x 3 1/2" x 7"	5112 1 11/16" x 3 1/2" x 7"
5114/2	5115/2	5116/2	31 1/4"	
1 5/8" x 3 1/2" x 31 1/4"			<b>C</b> 9 3/4" Turned Block	<b>D</b> 4" Turned Block
			5111 1 11/16" x 3 1/2" x 9 3/4"	5113 1 11/16" x 3 1/2" x 4"

**Rope Turning**

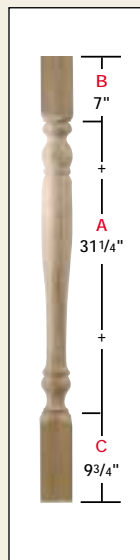


**Maple Mouldings**

	<b>Cornice</b> 10335-8FT 3/4" x 3 11/16"		<b>Rope</b> 6117/2-8 5/16" x 1 1/16" x 8'
	<b>Colonial Casing</b> OML14-7FT 3/4" x 2 3/4"		<b>Rope</b> 2002/2-8 9/32" x 1 1/16" x 8'
	<b>Fluted Casing</b> 1820-7FT 3/8" x 2 1/4"		<b>Embossed</b> 468-8 1 1/2" x 3/4" x 8'
	<b>Scribe</b> 10345-8 1/4" x 3/4" x 8'		<b>Embossed</b> 469-8 7/32" x 3/4" x 8'
	<b>Panel</b> 10369-8 3/8" x 3/4" x 8'		<b>Embossed</b> 478-8 3/8" x 3/4" x 8'
	<b>Bullnose</b> 10370-8 3/4" x 1 3/4" x 8'		<b>Dentil</b> 5022-8 5/16" x 7/8" x 8'
	<b>Quarter Round</b> OML75-8FT 1 1/16" x 1 11/16"		<b>Dentil</b> 5475-8 3/8" x 3/4" x 8'
	<b>Embossed</b> 425-8 1 1/32" x 1 3/4" x 8'		



**Colonial Turning**




**Recommended Combinations**

Use for:

<b>Island</b> 35 1/4"	<b>Bar</b> 42 1/4"	<b>Mantel</b> 48"

**Island**



**Island Turnings**

Colonial 3 1/2"	Fluted 3 1/2"	Gun Barrel 3 1/2"	Rope 3 1/2"	Mission* 3"
35 1/4"				

	■ Whole Leg			
IM-5100	IM-5101	IM-5102	IM-5103	IM-5104
	3 1/2"th	x 3 1/2"w	x 35 1/4"l	3"th x 3"w x 35 1/4"l
	■ Half Leg			
IM-5100/2	IM-5101/2	IM-5102/2	IM-5103/2	IM-5104/2
	1 7/16"th	x 3 1/2"w	x 35 1/4"l	1 7/16"th x 3"w x 35 1/4"l

Use 1/2 Round Turnings and block combinations to design the look of your mantel, island, or bar.

Island Turnings are available in Maple and Cherry.  
\*Mission also available in White Oak.

# Finishes

Order any of our **EXPRESS** items pre-finished!

## Species

Maple Cherry Oak White Hardwood

### Stains

Light Maple

Golden Oak

Fruitwood

Red Mahogany

Porcelain Glaze

White Antique White

### Paint Colors

- Additional 2 week lead time for finishing
- Finished items are non-returnable
- Stain and Paint colors may vary from chart

Available From:

# Appointments

## Corbels



**Grape OMLCA-2 MAPLE**  
5<sup>5</sup>/<sub>8</sub>" x 5<sup>1</sup>/<sub>16</sub>" x 10<sup>1</sup>/<sub>8</sub>"  
**OMLCA-2P RESIN**  
5<sup>11</sup>/<sub>16</sub>" x 5<sup>1</sup>/<sub>16</sub>" x 9<sup>13</sup>/<sub>16</sub>"

**OMLCA-7 MAPLE**  
3<sup>7</sup>/<sub>8</sub>" x 3<sup>5</sup>/<sub>16</sub>" x 6<sup>3</sup>/<sub>4</sub>"  
**OMLCA-7P RESIN**  
3<sup>5</sup>/<sub>8</sub>" x 3<sup>1</sup>/<sub>4</sub>" x 6<sup>5</sup>/<sub>16</sub>"



**Acanthus Leaf OMLCA-1 MAPLE**  
3<sup>3</sup>/<sub>4</sub>" x 3<sup>9</sup>/<sub>16</sub>" x 12<sup>11</sup>/<sub>16</sub>"  
**OMLCA-1P RESIN**

3<sup>5</sup>/<sub>8</sub>" x 3<sup>1</sup>/<sub>2</sub>" x 12<sup>3</sup>/<sub>8</sub>"  
**OMLCA-6 MAPLE**  
2<sup>3</sup>/<sub>8</sub>" x 2<sup>3</sup>/<sub>8</sub>" x 8<sup>1</sup>/<sub>2</sub>"  
**OMLCA-6P RESIN**  
2<sup>1</sup>/<sub>2</sub>" x 2<sup>3</sup>/<sub>8</sub>" x 8<sup>5</sup>/<sub>16</sub>"



**Classic OMLCA-8 MAPLE**  
5<sup>1</sup>/<sub>2</sub>" x 4<sup>5</sup>/<sub>8</sub>" x 9<sup>13</sup>/<sub>16</sub>"



**Decorative OMLCA-555P RESIN**  
2<sup>11</sup>/<sub>16</sub>" x 3<sup>1</sup>/<sub>8</sub>" x 7<sup>7</sup>/<sub>16</sub>"



**Mantel Corbel IM-CA34 MAPLE**  
2<sup>7</sup>/<sub>16</sub>" x 3<sup>1</sup>/<sub>2</sub>" x 7"



**Plain Bar Corbel IM-CA70 MAPLE**  
6<sup>1</sup>/<sub>2</sub>" x 3" x 12"

## ELEMENTS™



**13802 Crown Ornament**  
2<sup>3</sup>/<sub>8</sub>" x 7<sup>11</sup>/<sub>16</sub>"



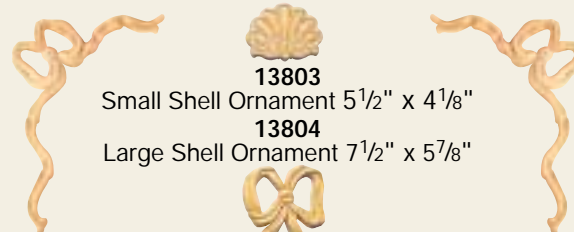
**13800 Garland Ornament**  
2<sup>1</sup>/<sub>4</sub>" x 3<sup>3</sup>/<sub>8</sub>"



**13798 Horizontal Bow Ornament**  
1<sup>5</sup>/<sub>8</sub>" x 2<sup>7</sup>/<sub>8</sub>"



**13801 Swag Ornament**  
1<sup>3</sup>/<sub>9</sub>" x 4<sup>11</sup>/<sub>16</sub>"



**13803**  
Small Shell Ornament 5<sup>1</sup>/<sub>2</sub>" x 4<sup>1</sup>/<sub>8</sub>"

**13804**  
Large Shell Ornament 7<sup>1</sup>/<sub>2</sub>" x 5<sup>7</sup>/<sub>8</sub>"

**13797L**  
Left Bow Ornament  
10<sup>3</sup>/<sub>4</sub>" x 15<sup>1</sup>/<sub>4</sub>"

**13797R**  
Right Bow Ornament  
10<sup>3</sup>/<sub>4</sub>" x 15<sup>1</sup>/<sub>4</sub>"

**13799**  
Vertical Bow Ornament  
5<sup>1</sup>/<sub>8</sub>" x 13<sup>1</sup>/<sub>2</sub>"

Ornaments are available in White Hardwood.



## Stair Brackets

**OMLCA-50** Left & Right  
Available in White Hardwood or Oak.  
11<sup>5</sup>/<sub>16</sub>" x 7<sup>3</sup>/<sub>8</sub>"

Left Bracket shown.

# Pediments & Pilasters



**807-7FT or 8FT WHW or Oak**  
Fluted/Victorian Pilaster  
3/4" x 4"


**OMLCA-5 Beech**  
Pilaster Capital  
1<sup>3</sup>/<sub>8</sub>" x 3<sup>1</sup>/<sub>8</sub>" x 6"

Designed to fit the 807 Pilaster  
**E743PB WHW or Oak**  
Colonial Plinth Block  
1<sup>1</sup>/<sub>16</sub>" x 4<sup>1</sup>/<sub>2</sub>" x 8"

**846-7FT or 8FT WHW or Oak**  
Fluted/Victorian Pilaster  
3/4" x 6"

Designed to fit the 846 Pilaster  
**OMLCA-3 Beech**  
Pilaster Capital  
1<sup>9</sup>/<sub>32</sub>" x 3<sup>1</sup>/<sub>8</sub>" x 8"

**940PB WHW or Oak**  
Colonial Plinth Block  
1<sup>1</sup>/<sub>16</sub>" x 6<sup>1</sup>/<sub>2</sub>" x 8"



The Georgian pediment adds a traditional touch. Enhance the look by adding inserts to match your decor. The keystone makes adjusting the pediment width easy.



Georgian  
PED-01 SGL or DBL



Dentil  
PED-02 SGL or DBL

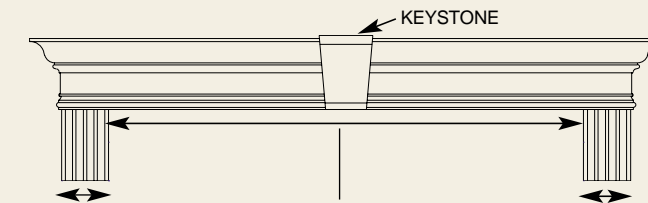


Fishtail  
PED-03 SGL or DBL



Greek Key  
PED-04 SGL or DBL

## Pediment Planner



Inset + Pilaster + Reveal + Opening Width + Reveal + Pilaster + Inset  
1/4" + \_\_\_\_\_ " + 1/4" + \_\_\_\_\_ " + 1/4" + \_\_\_\_\_ " + 1/4"  
= Overall Width of Bottom of Pediment \_\_\_\_\_ " (inches)

STANDARD PEDIMENTS	Single	Double
Bottom Width	49"	85"
Top Width	53 <sup>7</sup> / <sub>8</sub> "	89 <sup>7</sup> / <sub>8</sub> "
Max. Opening with 807 4" Pilaster	40 <sup>1</sup> / <sub>4</sub> "	76 <sup>1</sup> / <sub>4</sub> "
Max. Opening with 846 6" Pilaster	36 <sup>1</sup> / <sub>4</sub> "	72 <sup>1</sup> / <sub>4</sub> "
Height	6"	6"
Projection	11 <sup>1</sup> / <sub>16</sub> "	11 <sup>1</sup> / <sub>16</sub> "

Available in White Hardwood or Oak. Inserts are pre-affixed.